

VOW! - Be the Change

Game Rules

Your community has accumulated excessive waste. Work together to reduce landfill contributions by strategically playing resource cards. Each properly used card earns one point.

Objective

Players can increase their chances of success by collaborating to minimize waste, trading responsibly, and managing resources wisely. The final score is shared, so aim to collect as many cards as possible in the 'saved' pile (+1 point each) and keep the 'landfill' pile as small as possible (-1 point each) to win together.

Number of Players: 4–6 players

Target Audience: Ages 12–99+, for those who enjoy fun, learning, and creative collaboration.

How to Win?

- All sustainable stations are built. - The game ends when all sustainable solutions (Compost, Charity Shop, Recycling Station) are built **and**
- All resource cards have been effectively used.
 - Once all resource cards have been played, count the number of cards in the:
 - SAVED pile (each worth +1 point),
 - LANDFILL pile (each worth -1 point).
 - Sum up your points and check the **Scoring** to evaluate your performance.






Game Components

- 1 fabric game board and 1 fabric storage bag
- 6 colored buttons (player markers)
- 1 dice
- 1 Compost symbol, 1 Charity shop symbol and 1 Recycling station symbol
- Cards: 78 Resource, 48 Mission, 30 Quiz
- 6 paper summary about the turn structure



Game Setup

1. Each player selects a button and places their marker on the START space.
2. Prepare **resource** cards based on the number of players:

Numbers of players	All resource cards	Recyclables 	Non-Recyclables 	Textile 	Organic 	Electric 
4	52	6	12	13	14	7
5	65	9	14	15	17	10
6	78	11	17	18	20	12

3. Separate and shuffle each deck (Resource, Mission, Quiz).
4. Each player receives 13 Resource Cards from the counted pile.
5. The player wearing the most natural fabrics goes first.
6. The game is played in clockwise order.

Turn Structure - On your turn, you have to:

1. Roll the dice and move.
 - If you land on Mission (!) or Question (?) space, draw a card.
 - If you land on an empty space, nothing happens. Skip to the next point.
2. Choose **ONE** of the following actions:
 - Activate a Mission Card.
 - Draw a Mission Card.
 - Participate in community building - start or join a project to construct a sustainable station.
 - Trade any kind of card with the other players on a 1:1 basis (so, if you give two cards, the other player must also give two).


Resource cards

- There are 5 different types of resource cards, as shown in the **Game Setup table**.
- The small icons on the cards will help you determine what is recyclable and what is not. - If you're unsure about something, feel free to look it up!
- Non recyclables: This icon represents a resource that contains materials that cannot be recycled and **must be disposed of in the landfill**, except you can upcycle them using a mission card - see below.



How to play a resource Card

- **With a Mission Card** - The effects and actions relate to the resource cards, and they apply to all players most of the time. Everyone must follow the instructions.
 - You can activate your mission card at **any time, unless** the card specifies that it must be activated immediately.
 - Note: Some mission cards with negative effect will activate immediately when drawn!
 - **About the exception:** If the mission card does not specify the type of resource card to be played, you may choose freely from the cards in your hand. If you **successfully come up with a solution to upcycle** a non-recyclable resource card, you may **place it in the saved pile**.
- **With a Quiz Card** - If you draw a Quiz Card, read the question out loud.
 - The other players provide an answer.
 - Players who answer correctly may discard a recyclable card into the SAVED pile from their hand.
 - Keep in mind, resource cards with the waste icon **cannot be** placed in the saved pile with that action!



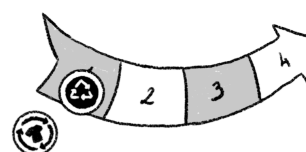
Rules of Community Building

- Only one of each type can be built:
 - Composting station - for organic waste.
 - Charity shop - for textile resources.
 - Recycling station - for textile, plastics, glass, electric and other recyclable materials.

You may choose to participate and use an action in community building during your turn. You can do this in two ways:

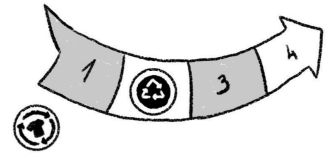
1. Start a new project:

- Choose a project and place its icon in the first space on the Community Building Construction Area.

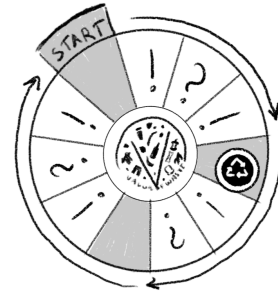
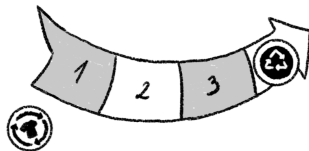


2. Or join an existing project:

- Move the project's icon one space forward on the Community Building Construction Area. - Each action advances the construction by one space.



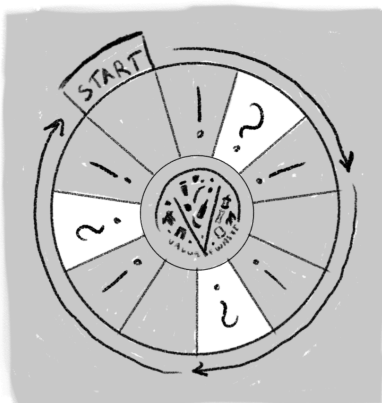
Once the community building construction is completed, place it on the board in an empty space.



- Required actions/participation for completion:
 - 4 players: 2 actions
 - 5 players: 3 actions
 - 6 players: 4 actions
- Multiple constructions can occur simultaneously.


Board Spaces & Their Effects

- **Action Spaces** - ! - Draw a Mission Card.




- **Question Mark** - ?

Draw a Quiz Card and then follow the “**With a Quiz Card**” description.



- **Empty Spaces** - Until something is built on them, landing on an empty space has no



effect—simply **follow** the **Turn Structure** and move to the next step.

- Once **you have built** one of the following stations and **placed it on** a chosen space, **stepping** on it will have the following effects:
 - **Compost Space:** When you step on this space, you may discard up to 2 organic resource cards from your hand to the saved pile.
 - **Charity Shop Space:** When you step on this space, you may discard up to 2 textile resource cards from your hand to the saved pile.
 - **Recycling Station Space:** When you step on this space, you may discard up to 2 relevant recyclable waste cards from your hand, including textiles, plastics, glass, electronics and other recyclable materials to the saved pile.

Scoring

- +1 point for each card in the SAVED pile.
- -1 point for each card in the LANDFILL pile.

Score Breakdown:

Achieved Percentage	4 Players (52 cards)	5 Players (65 cards)	6 Players (78 cards)	Rating
95–100%	49–52 points	62–65 points	74–78 points	🌟 Eco Champion! You're a true planet saver!
90–95%	47–48 points	59–61 points	70–73 points	🌱 Green Guru! Impressive effort, keep it up!
80–90%	42–46 points	52–58 points	62–69 points	🌍 Sustainability Star! You're lighting the way for a better future!
70–80%	36–41 points	46–51 points	55–61 points	♻️ Eco Apprentice! Good start, but there's still plenty of room to level up your sustainable standard of living!
60–70%	31–35 points	39–45 points	47–54 points	👤 Recycling Rookie! One clap for the effort! But come on, you can do even better!
Below 60%	30 or fewer points	38 or fewer points	46 or fewer points	😱 Landfill crisis! Keep this up, and we'll all be buried in trash! We need you to make a serious change now!

♦ Have fun, and be the change! ♦

Be the change - The Value of Waste Board Game

Value of Waste project partners: (Szatyor Közösség a Környezettudatos Életmód Támogatásáért Egyesület (Hungary), Udruga Vestigium (Croatia), KNOF Zavod za kreativni razvoj Posavja - socialno podjetje (Slovenia). 2023-2025



This work is Creative Commons: Attribution-NonCommercial-Share Alike! 2.5 Hungary. You may use it in accordance with the terms of this License.

Game development: Lanszki, Donát (HU) and Ványi, Kata (HU).

Illustrations: Goják, Anna (HU)

The project „Value of Waste” is supported by Erasmus+ KA210-YOU - Small-scale partnerships in youth – Project Number: 2023-1-HU01-KA210-YOU-000155714

The European Commission's support for the production of this publication does not constitute an endorsement of the contents which reflects the views only of the authors, and the Commission cannot be held responsible for any use which may be made of the information contained therein.



knof



Funded by
the European Union